

MEDICAL PROFESSIONS ADVISORY COMMITTEE (MPAC) ANNUAL REPORT

2021–2022 application cycle



Medical Professions Advising Committee (MPAC) letter process

Faculty and Career Education

- Initial meeting
- Committee letter interview
- Personal statement feedback
- 2–3 page letter of recommendation

Additional Letters

- 2 letters from science faculty
- 1 letter from non-science faculty
- 1–3 (typically 2) letters from non-faculty

Initial deadline February 7

- Request for MPAC Advisor form
- Request for an alum mentor
- Self-Assessment
- Applicant Portfolio

2021 APPLICANT DATA

Total Applicants



56

Medical Applicants



55

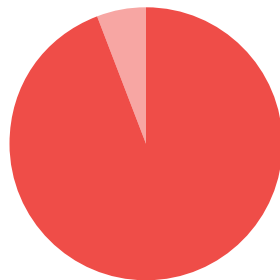
Dental Applicants



1

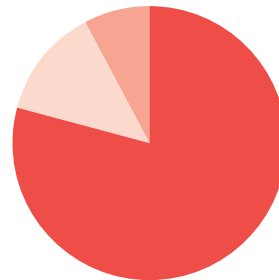
4 MD/PhD
51 MD

Student/Alumna Status



53 alumnae 3 seniors

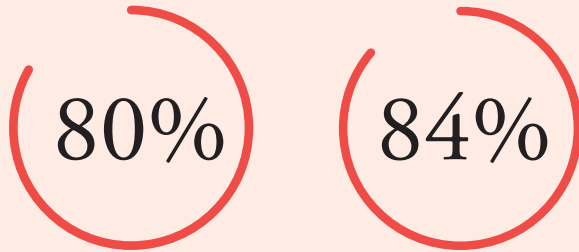
Applicants by Major



42 STEM majors
7 non-STEM
4 dual STEM /non-STEM

2022 ACCEPTANCES DATA

Total



of all MPAC applicants accepted

of MPAC applicants with GPAs over 3.50 accepted

Medical



of all medical applicants accepted

of medical applicants with MCAT in 75th percentile or higher.

Dental




of dental applicants accepted

MD/PhD



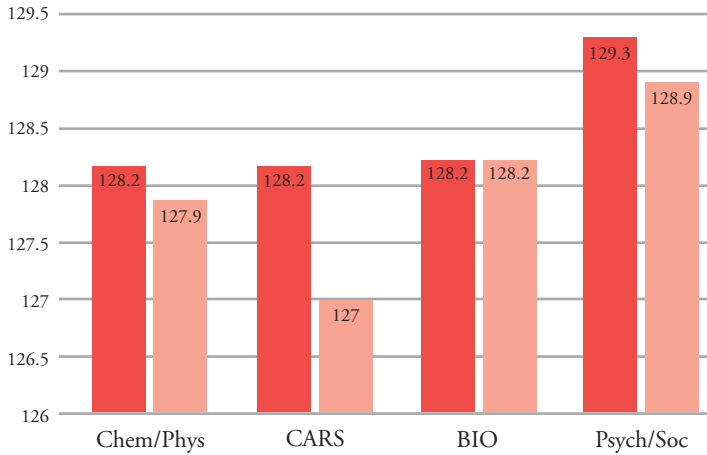
of MD/PhD applicants accepted



Amy Lin '22, Harvard Dental School

2022 MCAT & GPA DATA

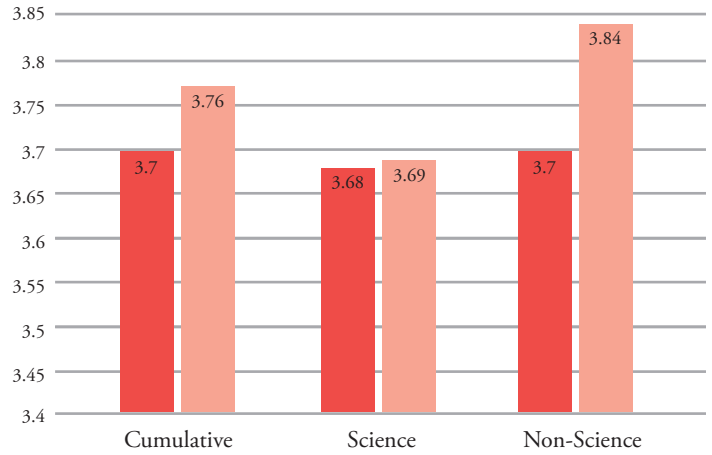
MCAT Accepted MD Students
Wellesley vs. National Average



(Wellesley's more rigorous non-science coursework may be reflected in the higher MCAT scores in CARS and Psych/Soc)

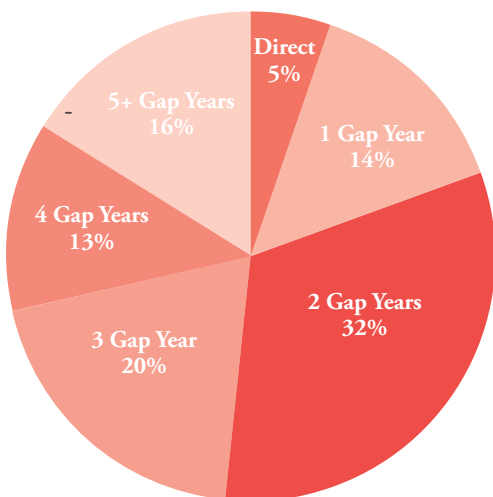
■ Wellesley ■ National

GPA Accepted MD Students
Wellesley vs. National Average

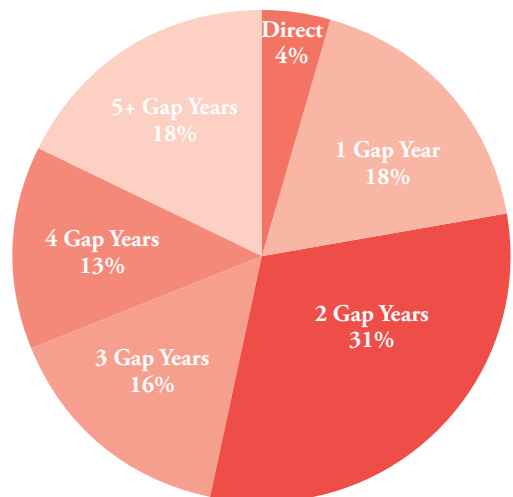


2022 APPLICANTS & ACCEPTANCES BY GAP YEARS

Gap Years 2022 Wellesley Applicants



Gap Years 2022 Wellesley Accepts





Molly Mann '21, Tufts University School of Medicine

Programs

“The Doctor is Out” a presentation on being LGBTQ in Medicine with Dean Mark Schuster of Kaiser Medical School and President Paula Johnson

Dean of Stanford MD-PhD Program
Katrin Chou

Health Professions Applicant Mentor Program

Participating
Applicants




49

Participating
Alum Mentors



47



*Brenda Ji '18 and Katrina Kao '18
California University of Science and Medicine*



Mock Interviews

Virtual Group MMI (multi mini interview) = **36**

Individual MMI = **11**

Total MMI = **47**

Traditional Interviews = **39**

Alum Mock Interviews = **23**

Total Mock Interviews = **42**

Percent of accepted who did mock interview = **82%**

Percent of not accepted = **45%**

All applicants who interviewed were at least waitlisted.



Alexandra Beem '18, The University of Chicago Pritzker School of Medicine

HISTORICAL DATA ON ACCEPTANCES

	2014–15	2015–16	2016–17	2017–18	2018–19	2019–20	2020–21
MEDICAL	67%	71%	81%	77%	72%	73%	79%
NATIONAL MEDICAL	41%	43%	42%	42%	43%	37%	41%
DENTAL	100%	80%	100%	100%	100%	75%	100%
TOTAL APPLIED	74*	54	64	59	51	52	56
TOTAL ACCEPTED	51	39	53	47	38	37	45
PERCENT ACCEPTED	69%	72%	83%	80%	75%	73%	80%

** Increase in applicant number reflects change in MCAT exam in 2015*

2022 MEDICAL & DENTAL SCHOOLS



Albany Medical College, NY
 Albert Einstein College of Medicine (2), NY
 Boston University School of Medicine, MD-PhD, MA
 California University of Science and Medicine (2), CA
Cleveland Clinic Lerner College of Medicine (2), OH
 College of Osteopathic Medicine of the Pacific, CA
Columbia University Vagelos College of Physicians and Surgeons, NY
 Drexel University College of Medicine, PA
 Edward Via College of Osteopathic Medicine — Virginia Campus, VA
 Emory University School of Medicine, GA
 Georgetown University School of Medicine, DC
Harvard School of Dental Medicine, MA
 Howard University College of Medicine, DC
 Lewis Katz School of Medicine at Temple University, PA
 Rosalind Franklin University Chicago Medical School, IL
 Rush Medical College of Rush University Medical Center, IL
Stanford University School of Medicine (2), CA
 Texas College of Osteopathic Medicine, TX
 Tufts University School of Medicine, MA
 Tufts University School of Medicine— Maine Track, ME
 Tulane University School of Medicine, LA

Uniformed Services University of the Health Sciences
 E. Edward Hébert School of Medicine, MD
University of California, Los Angeles David Geffen School of Medicine, CA
University of California, San Diego School of Medicine (2), CA
University of Chicago Division of the Biological Sciences The Pritzker School of Medicine, IL
 University of Illinois College of Medicine, IL
 University of Massachusetts T.H. Chan School of Medicine (4), MA
University of Michigan Medical School, MI
University of Michigan Medical School MD-PhD, MI
 University of Wisconsin, Madison School of Medicine and Public Health, WI
 University of North Carolina at Chapel Hill School of Medicine, NC
 University of Rochester School of Medicine and Dentistry (2), NY
 University of Texas Southwestern Medical School, TX
 Western University College of Osteopathic Medicine of the Pacific, CA
 Zucker School of Medicine Hofstra University, NY
Bold = top 20 school

*Cover image: Sartu Taha '16, University of Wisconsin,
Madison School of Medicine and Public Health*

